

If you have any questions, please contact me at jamie@teachmommyteach.com

Thank you for downloading!

You May:

- use these resources in your own home or classroom for non-commercial use.
- print as many copies as you would like.
- share the website link, <https://teachmommyteach.com/>, where this printable can be found, so that others can download the file.

You May NOT:

- sell, give away, or share a printed copy. Each person should download separately and print.
- print out a copy for multiple teachers, as in an entire school, co-op, or other group. Each teacher should download separately and print.
- link directly to the pdf. Instead, link to the page on <https://teachmommyteach.com/> or <https://teacherspayteacher.com/> where you found the download.
- claim this or any part of this printable as your own.
- alter this printable and claim it as your own.
- host any of the files on your personal or other websites that can be shared with others.
- Upload this resource to any file sharing sites

Credits!! Thank you Speaking of Images and Open Clipart!



<https://www.teacherspayteachers.com/Store/Speaking-Of-Images>



<https://openclipart.org/>


Animal Stories Book 8: Ray and Jay

Pre-Reading Worksheets

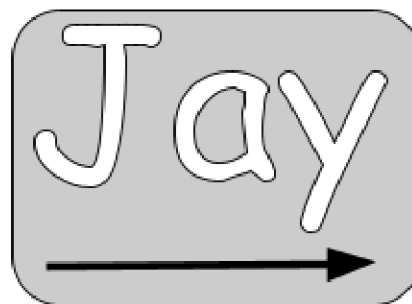

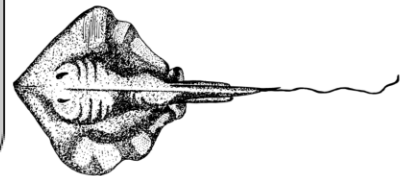
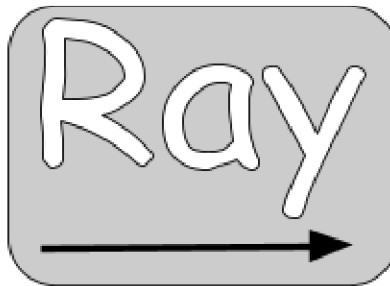

Your child will practice *CVC* words, the *AY* (long a) spelling, and blends.

Name: _____

The letters **AY** represent the **long a sound**. Practice saying the **long a sound**. Use the picture of the mouth below as a reference.



Color the **AY** in each word. Touch each dot and say the sound the letter(s) represent. Then, touching the arrow, put the sounds together to sound out the word.

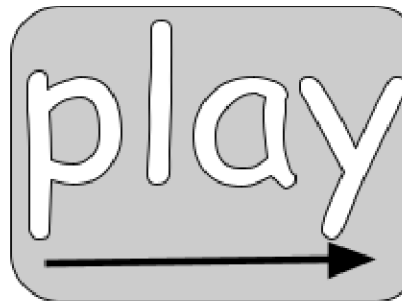
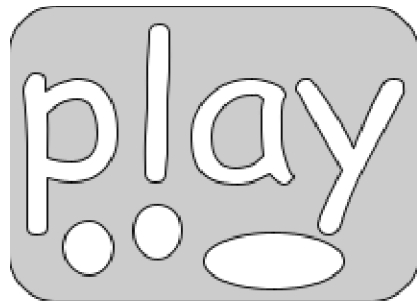
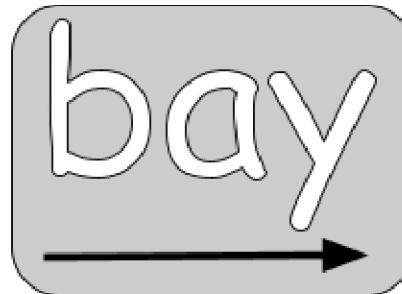

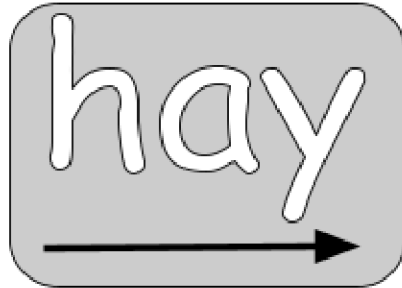


AY and **AI** are both digraphs that represent the **long a sound**. The **AY** spelling can be used when the last sound in word is a **long a sound**. The **AI** spelling can be used when the middle or beginning sound in a word is a **long a sound**.

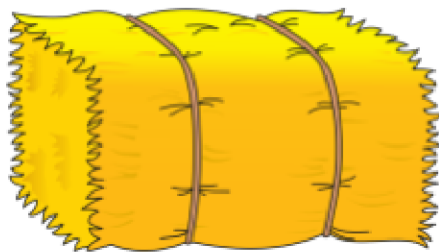
Examples: jay....jail ray....rail say.....sail

Name: _____

Color the **AY** in each word. Touch each dot and say the sound the letter(s) represent. Then, touching the arrow, put the sounds together to sound out the word.



This is a picture of **hay**.
Hay is grass that has been mown and dried. It will be Used as food for animals.

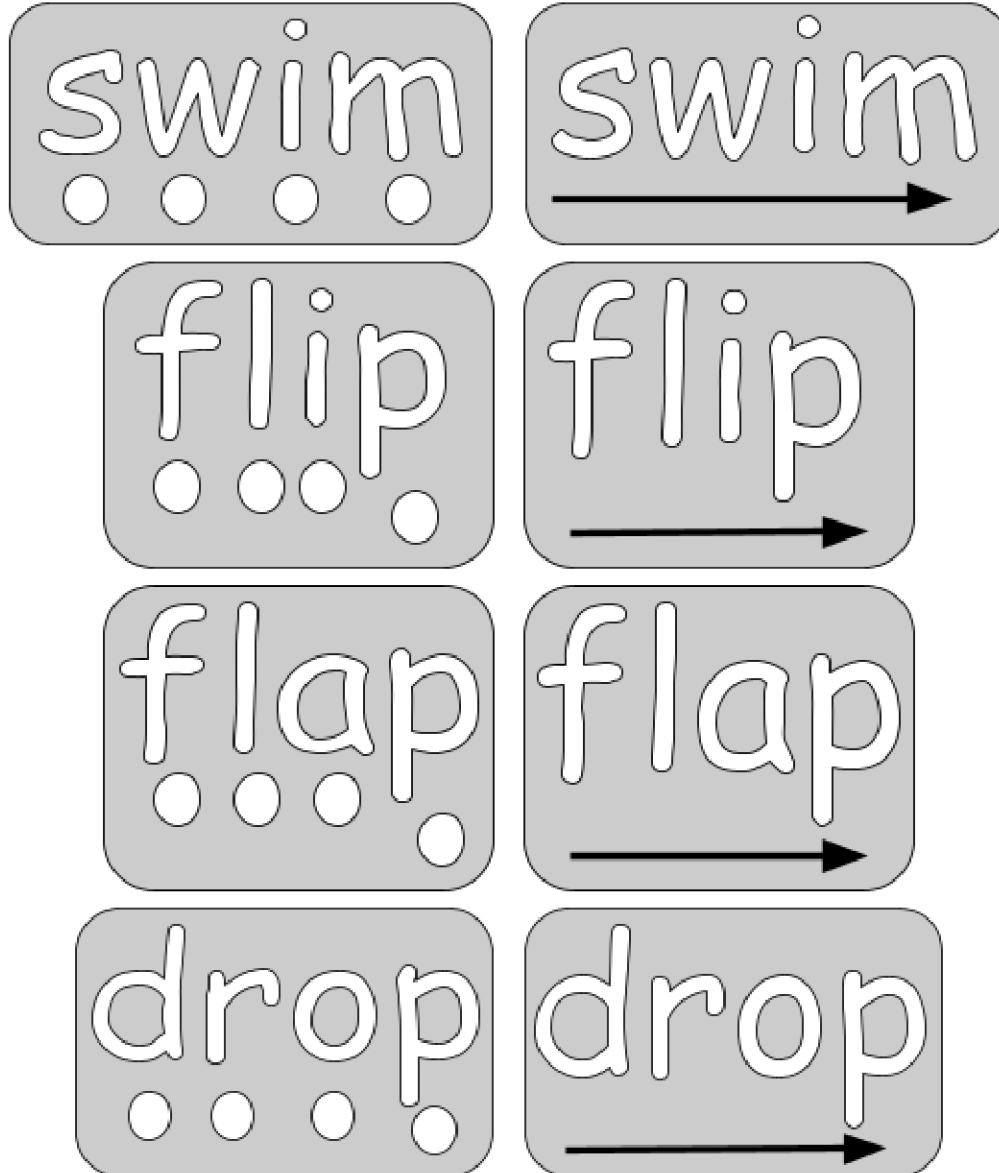


This is a picture of the **bay**.
A **bay** is a section of the land that curves inward, and the sea curves inward as well.



Name: _____

Touch each dot and say the sound the letter(s) represent. Then, touching the arrow, put the sounds together to sound out the word.



What letter would you need to change **flip** into **flap**? _____

Look at the words above. Only change one letter in **drip** to create a word you read above. Write the word.

Animal Stories Book 8: Ray and Jay

Extra Practice Post-Reading Worksheets

Name: _____

Read the following sentences. Circle every **AY** word you read. Remember that **AY** represents the long a sound.

The pig plays in the mud.

The hen plays in the hay.

The jay plays in the tree.

The ray plays in the bay.

The mouse plays in the house.

The kids play on the playground.


Animal Stories Book 8: Ray and Jay **Answers** Pre-Reading Worksheets

Your child will practice CVC words, the AY (long a) spelling, and blends.

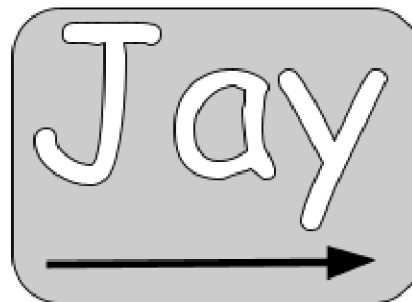

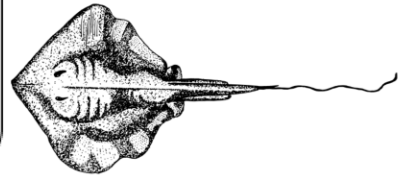
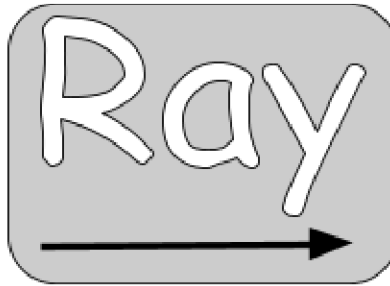

Answers

Name: _____

The letters **AY** represent the **long a sound**. Practice saying the **long a sound**. Use the picture of the mouth below as a reference.



Color the **AY** in each word. Touch each dot and say the sound the letter(s) represent. Then, touching the arrow, put the sounds together to sound out the word.

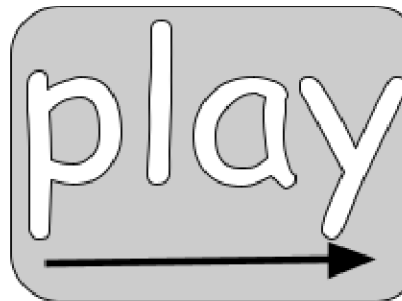
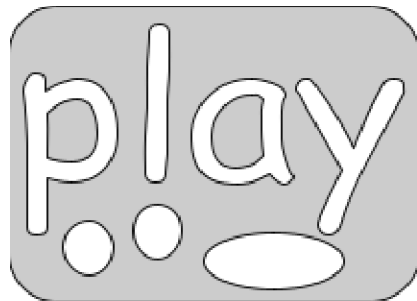
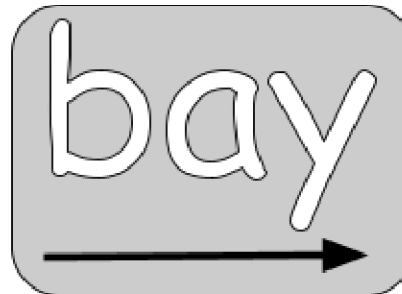

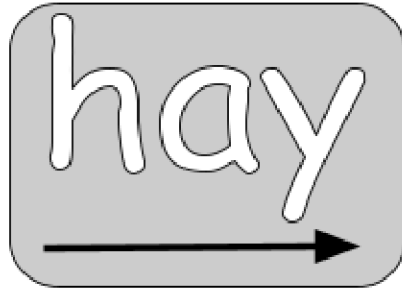


AY and **AI** are both digraphs that represent the **long a sound**. The **AY** spelling can be used when the last sound in word is a **long a sound**. The **AI** spelling can be used when the middle or beginning sound in a word is a **long a sound**.

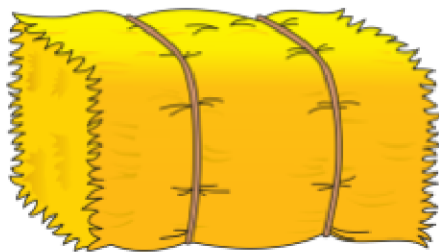
Examples: jay....jail ray....rail say.....sail

Name: _____ **Answers**

Color the **AY** in each word. Touch each dot and say the sound the letter(s) represent. Then, touching the arrow, put the sounds together to sound out the word.



This is a picture of **hay**.
Hay is grass that has been mown and dried. It will be Used as food for animals.

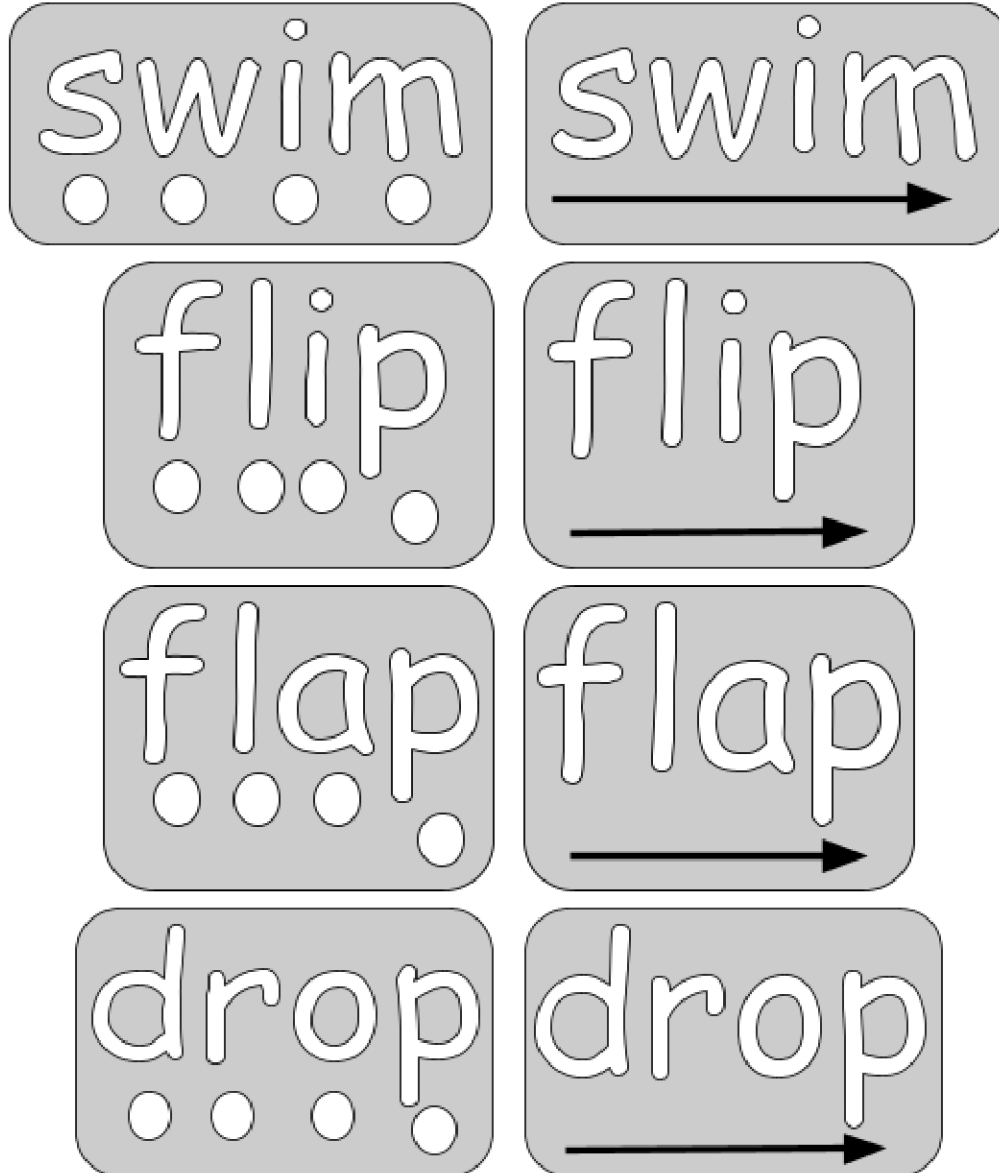


This is a picture of the **bay**.
 A **bay** is a section of the land that curves inward, and the sea curves inward as well.



Name: _____ **Answers**

Touch each dot and say the sound the letter(s) represent. Then, touching the arrow, put the sounds together to sound out the word.



What letter would you need to change **flip** into **flap**? change i to a

Look at the words above. Only change one letter in **drip** to create a word you read above. Write the word.

drop

Animal Stories Book 8:
Ray and Jay
Answers
Extra Practice
Post-Reading Worksheets

Name: Answers

Read the following sentences. Circle every **AY** word you read. Remember that **AY** represents the long a sound.

The pig **plays** in the mud.

The hen **plays** in the **hay**

The **jay** **plays** in the tree.

The **ray** **plays** in the **bay**

The mouse **plays** in the house.

The kids **play** on the **playground**.